


se:hive circle

Used as a retreat, the se:hive product family creates flexibly adaptable room structures that fit into existing facilities as well as new space concepts.

se:hive circle includes fully upholstered benches with a design that blends in seamlessly to create a private room solution. Thanks to its work-focused orientation and seat height, which is adapted to standard table dimensions, se:hive circle combines functionality with comfort and creates an inviting and sheltered atmosphere.

Advantages

- se:hive circle visually divides open space or large areas, creates zones and contributes to a pleasant office atmosphere.
- Different sizes and shapes cater for diverse use.
- The fabric-covered elements effectively reduce noise and create quieter retreats within the often noisy open space.
- The retreat offers solutions for various application scenarios such as a focused workstation, informal meetings or relaxed conversations.
- The soft seating elements and other work solutions expand the application potential from individual product to whole-space solution – from private retreats to open communication areas.
- The temporary retreat in modular design provides both visual and acoustic screening.





Features

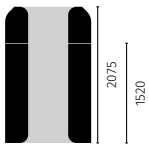
- se:hive circle consists of enclosures with integrated sofa elements.
- Fixed configurations with backrest are available for the retreat.
- The seat height of the bench is 450 mm (table height).
- Connecting brackets provide stability and are hooked into the bottom of the se:hive module as well as fixed to the bench. The brackets (and therefore also the bench) can be removed retrospectively without leaving visible screw holes.
- The recommended user weight per seat is up to 110 kg.
- The bench is fitted with non-slip stop glides.

Options/accessories

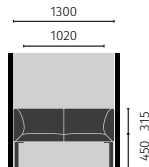
- The circle version can be configured as a 3- or 5-seater.
- The retreat is available with and without an add-on.
- The elements can also be planned with supplementary angled elements and face-to-face configurations.
- This bent sheet metal monitor mount comes in two versions:
 - 1) For se:hive circle without attachment/add-on: the mount is simply hooked over the wall module
 - 2) For se:hive circle with attachment/add-on: the mount is inserted into the groove at the top of the wall module. The attachment is mounted above it in the usual way.
- Choose from the Sedus fabric collections for bench upholstery.
- Screen fabrics can be selected from the Sedus portfolio. There is also an option to choose different fabrics for the interior and exterior.

Dimensions (all dimensions in mm)

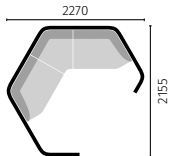
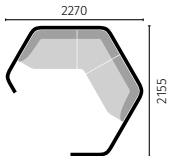
Heights



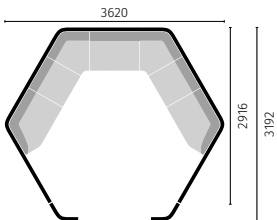
Bench (using the example of a 2-seater)



3-seater



5-seater




Colours

Screen [↗](#) Further choice of options



Upholstery [↗](#) Further choice of options



Frame

