



# se:hive single

Used as a retreat, the se:hive product family creates flexibly adaptable room structures that fit into existing facilities as well as new space concepts.

se:hive single is available in an unfurnished version in various sizes and shapes for use as an open space solution. This means that the modular system can be used for a wide variety of working styles and space concepts in an open space.

## Advantages

- se:hive single visually divides open space or large areas, creates zones and contributes to a pleasant office atmosphere.
- Different sizes and shapes, as well as the ability to integrate free-standing products, cater for diverse use, for instance to conceal unsightly areas, as a visual screen, or to enhance privacy.
- The fabric-covered elements effectively reduce noise and create quieter retreats within the often noisy open space.
- The retreat offers solutions for various application scenarios such as a focused workstation, informal meetings or relaxed conversations.
- The configurations can be easily combined with other furniture, enabling flexible use for a variety of applications.
- The temporary retreat in modular design provides both visual and acoustic screening.





## Features

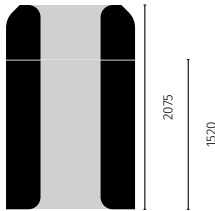
- se:hive single refers to the se:hive configuration without interior fittings.
- The planning tool offers a range of predefined room configurations for the retreat, complete with inspiring setting ideas.
- Additional stability for a configuration of several straight walls in series is assured by simple connecting bolts.
- se:hive single offers exceptional build quality.

## Options/accessories

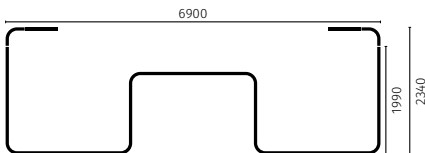
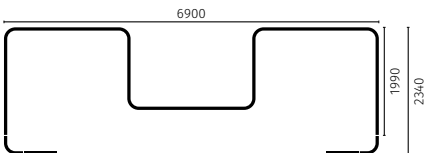
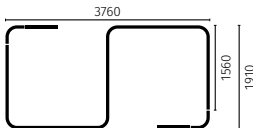
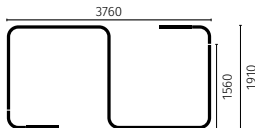
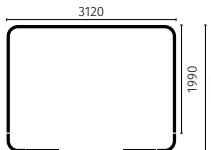
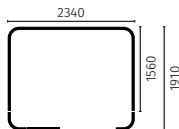
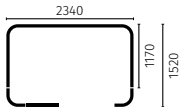
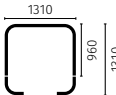
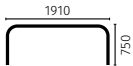
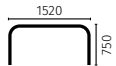
- The retreat is available with and without an add-on.
- The elements can be planned with supplementary angled elements, side walls, and face-to-face configurations.
- This bent sheet metal monitor mount comes in two versions:
  - 1) For se:hive single without attachment/add-on: the mount is simply hooked over the wall module
  - 2) For se:hive single with attachment/add-on: the mount is inserted into the groove at the top of the wall module. The attachment is mounted above it in the usual way.
- Screen fabrics can be selected from the Sedus portfolio. There is also an option to choose different fabrics for the interior and exterior.

Dimensions (all dimensions in mm)

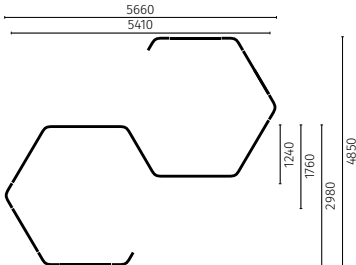
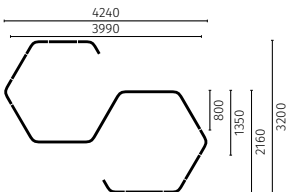
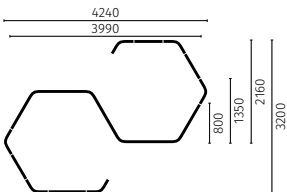
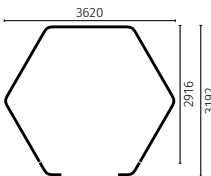
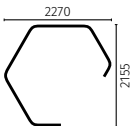
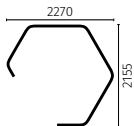
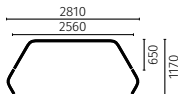
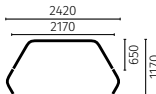
Heights




90° module



120° module



Colours

Screen  Further choice of options



Pale grey



Grey



White



Cream



Light blue



Pastel



White green



Cream



Beige