

se:hive bench

Used as a retreat, the se:hive product family creates flexibly adaptable room structures that fit into existing facilities as well as new space concepts.

se:hive bench includes a fully upholstered bench with a design that blends in seamlessly to create a room solution instead of a single piece of furniture. Thanks to its work-focused orientation and seat height, which is adapted to standard table dimensions, se:hive bench combines functionality with comfort and creates an inviting atmosphere.

Advantages

- se:hive bench visually divides open space or large areas, creates zones and contributes to a pleasant office atmosphere.
- Different sizes and shapes cater for diverse use.
- The fabric-covered elements effectively reduce noise and create quieter retreats within the often noisy open space.
- The retreat offers solutions for various application scenarios such as a focused workstation, informal meetings or relaxed conversations.
- The soft seating elements and other work solutions expand the application potential from individual product to whole-space solution – from private retreats to open communication areas.
- The temporary retreat in modular design provides both visual and acoustic screening.





Features

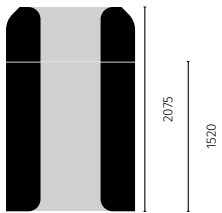
- se:hive bench consists of enclosures with integrated sofa elements.
- Fixed configurations with backrest and, where practical, arm-rests are available for the retreat.
- The seat height of the bench is 450 mm (table height).
- Connecting brackets provide stability and are hooked into the bottom of the se:hive module as well as fixed to the bench. The brackets (and therefore also the bench) can be removed retrospectively without leaving visible screw holes.
- The recommended user weight per seat is up to 110 kg.
- The bench is fitted with non-slip stop glides.

Options/accessories

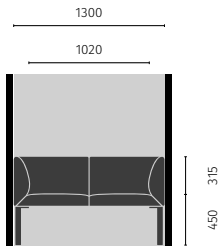
- A 2- or 3-seater bench is integrated into the 90° / 120° module.
- The retreat is available with and without an add-on.
- This bent sheet metal monitor mount comes in two versions:
 - 1) For se:hive bench without attachment/add-on: the mount is simply hooked over the wall module
 - 2) For se:hive bench with attachment/add-on: the mount is inserted into the groove at the top of the wall module. The attachment is mounted above it in the usual way.
- The elements can also be planned with supplementary angled elements.
- Choose from the Sedus fabric collections for bench upholstery.
- Screen fabrics can be selected from the Sedus portfolio. There is also an option to choose different fabrics for the interior and exterior.

Dimensions (all dimensions in mm)

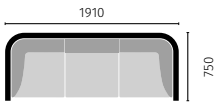
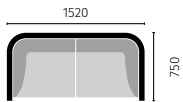
Heights



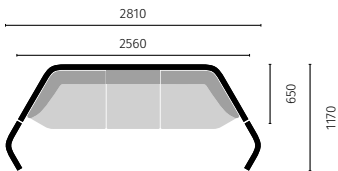
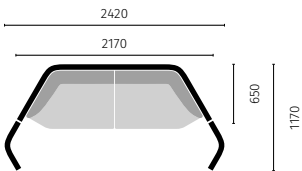
Bench (using the example of a 2-seater)



90° module



120° module



Colours

Screen [Further choice of options](#)



Upholstery [Further choice of options](#)



Frame

